

Dynamic Value Fund of Canada

Category : Canadian Focused Equity
March 31, 2009

Morningstar Rating : ★★★★★
Morningstar Equity Style :

William D McElroy
The William Douglas Group Inc.

Fund Sponsor
Dynamic Funds
1 Adelaide Street East, 29th Floor
Toronto, ON, Canada, M5C 2V9
Tel: 416 363 5621 Fax: 416 363 4179
Toll Free: 800 268 8186
Website: <http://www.dynamic.ca>

Portfolio Managers
David F Taylor Since: Jan 2003 Goodman & Company, Invest Counsel Ltd.

General Information

Established	Jul 1957
RRSP Eligible	Yes
Fees	Front or Back
Min Initial Investment	\$500
Asset Value (\$M)	590.7
12 Mth Chg in Assets	-18.25%
Volatility (3 Year)	High
Valuation Frequency	Daily
Fund MER	2.43%
Median Fund MER	2.40%

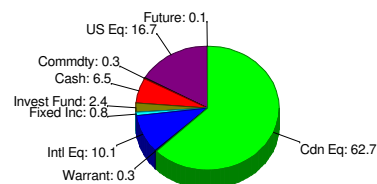
Top 15 Holdings As Of Jan 2009

EnCana Corporation	5.5%
Royal Bank Cda TD 2.95%	4.8%
Potash Corporation of Saskatchewan, Inc.	4.5%
Barrick Gold Corporation	4.5%
Canadian Natural Resources, Ltd.	4.3%
Eldorado Gold Corporation, Ltd.	4.2%
Progress Energy Resources Corp	4.1%
Research in Motion	3.5%
Nexen, Inc.	3.3%
Companhia Vale Do Rio Doce ADR	3.1%
Toronto Dominion Bk Ont	3.0%
Freeport-McMoRan Copper & Gold B	3.0%
Gerdau Ameristeel Corporation	2.9%
Israel Chemicals Ltd	2.9%
Royal Bk Canada	2.9%
Total	56.5%

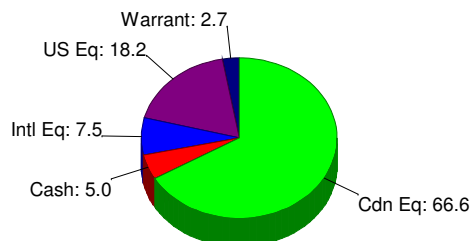
Fundamentals

	Median	Fund
Foreign Content	28.39%	28.49%
Avg P/E Ratio	10.2	8.3
Avg Cap	14.5	12.7
Avg Div	4.4	4.3
Avg P/B Ratio	1.2	1.2

Average Canadian Focused Equity-MF



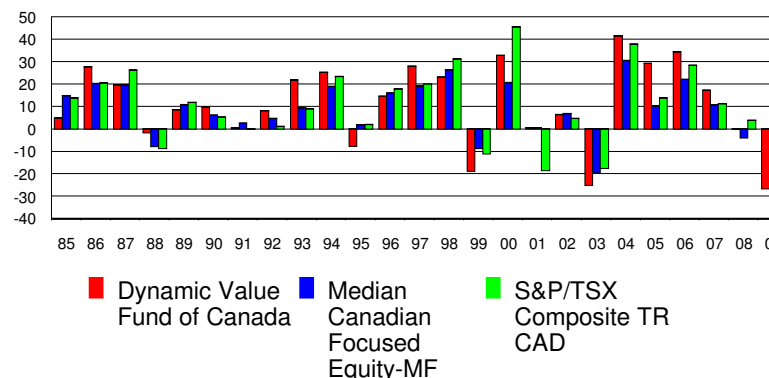
Current Asset Weights



Investment Objective (from manager)

The Fund seeks to provide long-term capital growth primarily by investing in established Canadian companies.

Annual Returns



Performance to Mar 2009

	Fund%	Med%	Qtl
Simple Rate			
Last Month	8.3	7.2	2
Last Quarter	0.6	-3.7	1
Last 6 Months	-18.0	-22.3	1
Last Year	-26.6	-29.9	1
Annualized Rates			
2 Years	-14.4	-18.3	1
3 Years	-4.9	-9.5	1
5 Years	8.3	-0.5	1
10 Years	8.4	3.6	1
15 Years	7.7	4.9	1

Month End Data(CA \$)

	NAVPS	Type	Amount
Mar 2009	25.03		
Feb	23.12		
Jan	24.30		
Dec 2008	24.88		
Nov	24.73		
Oct	25.66		
Sep	30.51		
Aug	36.43		
Jul	36.38		
Jun	38.76		
May	37.55		
Apr	35.69		

Prepared By: **William D McElroy**

Copyright © 2009 Morningstar Canada Printed: Jun 10, 2009 03:17 PM

Commissions, trailing commissions, management fees and expenses may be associated with mutual fund investments. Please read the prospectus before investing. The indicated rate(s) of return is (are) the historical annual compounded total return(s) including changes in (share or unit) value and reinvestment of all (dividends and distributions) and does not take into account sales redemption, distribution or optional charges or income taxes payable by any security holder that would have reduced returns. Mutual funds are not guaranteed, their values change frequently and past performance may not be repeated.